Catfish near the riverbed

Background — keep this sheet whole



Print at 100%, with the same scale on both pages.

Keep the background whole. Page two has the pieces and a small example.

Catfish near the riverbed

Pieces — cut with adult help



Example



Color before cutting. Arrange the pieces without glue, then glue in layer order.Leave a white margin around the thin whiskers; do not cut them separately.

1. Tail behind the body.
2. Body over the tail join.
3. Belly overlay along the lower body edge.
4. Place the two little fish in open water on either side.
5. Put two shells on the bottom and three bubbles above.

Check: joins covered, eye visible.

Repair: move the body over the join before gluing.