Whale under the waves

Background — keep this sheet whole



Print at 100%, with the same scale on both pages.

Keep the background whole. Page two has the pieces and a small example.

Whale under the waves

Pieces — cut with adult help



Example



Arrange the pieces without glue, then glue in layer order.

1. Tail behind the narrow rear of the body.
2. Body over the tail join.
3. Cream belly along the lower edge of the body.
4. Place the two little fish in open water on either side.
5. Put two shells on the bottom and three bubbles above.

Check: joins covered, eye visible.

Repair: move the body over the join before gluing.